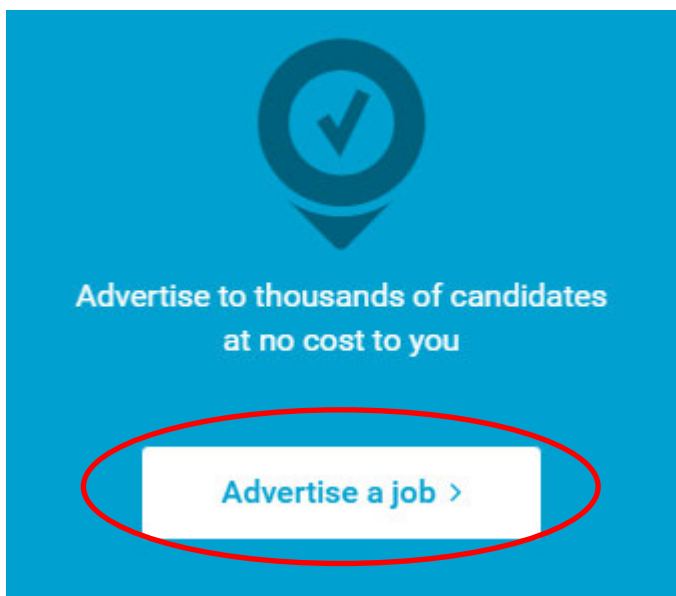


## How to list a vacancy on <http://jobactive.gov.au> when you're looking for people with Defence Force experience

1. Go to <http://jobactive.gov.au>
2. Click "Employers" in the centre of the screen





3. Click "Advertise a job"



4. Fill in Job Details and click “Advertise”

## Job details

**Job title\***

  
**Vacancy address\* **  Can't find your address?  
   
**Job industry\* **  
 ▾  
**Occupation\***  
 ▾

Spellcheck

## 5. Register or Sign in

### Welcome to jobactive

By signing into jobactive, you agree to the [Conditions of Use](#). These are continually updated, so please ensure you read and understand them before continuing.

#### Sign in

User ID or Email \*

Password \*

[Forgotten password?](#)  
[Having trouble signing in?](#)  
[Protecting your Security](#)

**Sign in**

#### Register

Register today and let us help you to find the right staff to fit your business, at no cost to you.

- Tap into a large pool of candidates
- Diverse skills and abilities to choose from
- Manage jobs through a customised dashboard
- Post jobs quickly through the favourites function
- Want to upload your jobs automatically from your internal recruitment system? Contact us at [jobsearch@employment.gov.au](mailto:jobsearch@employment.gov.au) to find out how!

**Register Now**

## 6. Fill in details relevant to your position and tick the “Defence Force Experience Desirable” box

### Additional information

**Job type\***

Normal position

**Hours**

**Salary**

Not Specified

**Your reference**

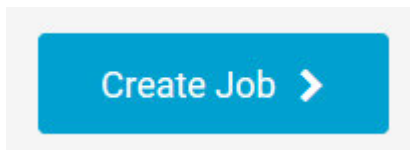
Australian employment covenant

Defence Force Experience Desirable

Fly-in, fly-out job

Indigenous Identified Position

7. Click "Create Job"



8. You will get a Confirmation Message

